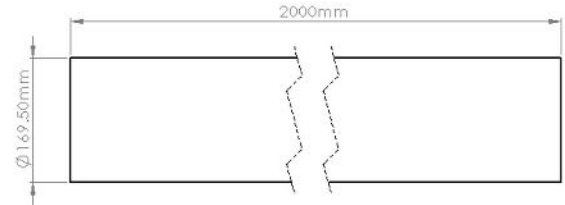
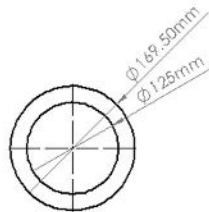




**PRODUCT DATA SHEET**  
**DUCSST-125-2M**  
 2M SELF-SEAL THERMAL DUCT



**SPECIFICATION DETAILS**

The Kair Self-Seal Thermal DUCSST-125-2M 2m length of insulated duct is manufactured from graphite impregnated expanded polystyrene (EPS) with a density of 25kg/m<sup>3</sup> and provides a free area of 12,273 mm<sup>2</sup>. The DUCSST-125-2M is supplied with a single Duct to Duct connector to fit into the next straight length of duct. The open end of the duct allows a push-fit over a 125mm Fan Spigot or it can be cut to length to insert a Duct to Fitting Connector to push, click and lock into the female coupling housed in every Fitting. The Duct to Duct connections and Duct to Fitting Connectors are manufactured from prime quality High Impact Polystyrene.

The EPS material is fully tested to meet the thermal conductivity requirements of BASF-EN13163 to assist with the prevention of condensation and is flame retardant to DIN 4102-B1.

Kair Self-Seal Thermal Ducting exceeds the current UK Domestic Ventilation Regulation requirements of Part F 2010 Domestic Ventilation Compliance Guide and NHBC Guidance Document Chapter 3.2 and provides a thermal conductivity of 0.03 W/mK which at 20mm thickness gives a thermal resistance or R-value of 0.666 m<sup>2</sup>K/W.

The patent pending push, click and lock mechanism provides a low leakage solution which exceeds the requirements set out in DW/143 Class A leakage test and DW/154 ductwork standards.

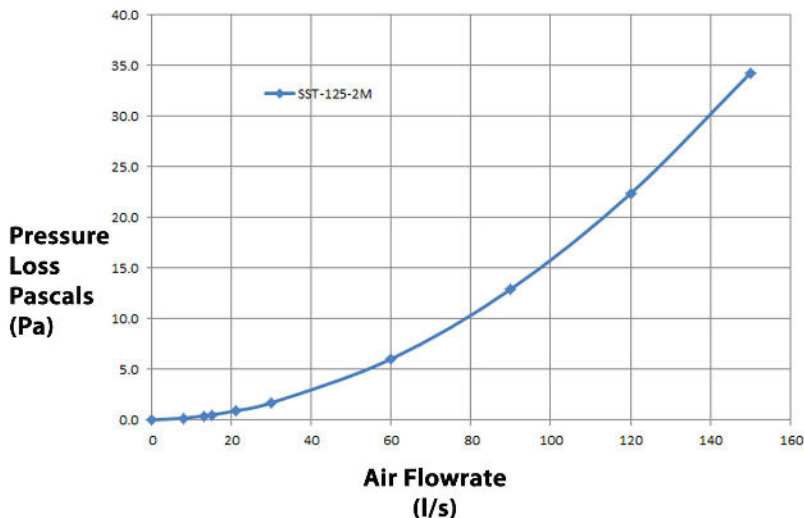
The Self-Seal Thermal is compliant with the requirements outlined in the Energy performance characteristics database for use in SAP with MVHR and MEV supply and extract ventilation systems.

<b>Manufacturer:</b>	Kair Ventilation
<b>Part Number:</b>	DUCSST-125-2M
<b>Size:</b>	125mm Diameter x 2m
<b>For use with:</b>	Kair System 125
<b>Box quantity:</b>	6
<b>Individual Weight:</b>	682g
<b>Colour:</b>	Grey
<b>Thermal Resistance:</b>	0.666 m <sup>2</sup> K/W
<b>Thermal Conductivity:</b>	0.03 W/mK

**MAX/MIN OPERATING TEMPERATURES**

+ 60°C to - 15°C

**PERFORMANCE CURVE**



AIRFLOW	RESISTANCE
8 l/s	0.20 pa
13 l/s	0.40 pa
21 l/s	0.90 pa
30 l/s	1.70 pa
60 l/s	6.00 pa
120 l/s	22.30 pa

125mm Thermal 45° Elbow Bend  
  
 DUCSST-125-45B

125mm Thermal 90° Elbow Bend  
  
 DUCSST-125-90B

204x60mm Thermal 125mm Elbow Bend  
  
 DUCSST-204-PL

125mm Thermal Equal T Piece  
  
 DUCSST-125-TP

125mm Thermal Condensation Trap  
  
 DUCSST-125-TRAP