

Tubo 100
Tubo 125
Tubo 150



- **Use**
- For both input and extract ventilation

- **Application**

- Residential premises
- Flats, cottages
- Offices
- Utility spaces
- Trade premises
- Restaurants
- Health care facilities
- Child care facilities

- **Options**

Timer

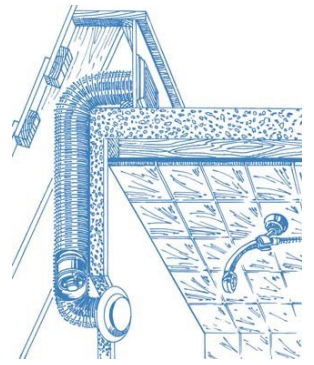
- Turn-off delay adjustable from 2 to 30 min

- **Bracket**

- Fan with a mounting bracket for mounting to a horizontal or vertical surface.



Tubo-U

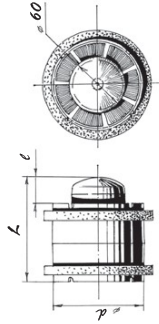


- **Features**

- Duct mounting
- Easy maintenance
- Continuous operation
- Ball bearing motor
- 5 year warranty

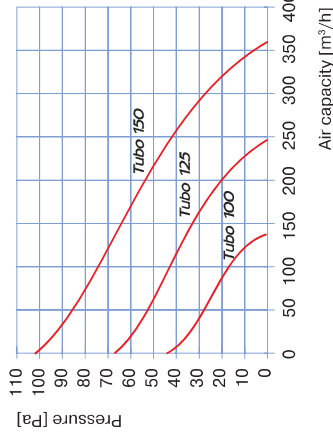
Model	Turn-off delay timer
Tubo 100	
100.T	●
Tubo 125	
125.T	●
Tubo 150	
150.T	●

- Overall and mounting dimensions



Model	Dimensions [mm]		
	d	L	I
Tubo 100	98	115	30
Tubo 125	123	115	30
Tubo 150	148	135	30

- Technical data



Parameters	Tubo 100	Tubo 125	Tubo 150
Voltage [V]	220-240	220-240	220-240
Power [W]	16	22	29
Air capacity [m³/h]	137	245	361
Sound pressure level at 3 m [dB(A)]	38	39	40
RPM [min ⁻¹]	2300	2400	2400



- Packing

AVAILABLE NOW FROM
i-sells.co.uk



Showroom:
15 St John's Parade
Sidcup High Street
DA14 6ES

EMAIL: sales@i-sells.co.uk
SALES: 020 8463 9696
WEB: www.i-sells.co.uk