

# Roof hood

HN



## Description

Ventilation hood for air exit above roof, suitable for both industrial and comfort ventilation. The air is ejected in an upwards-directed jet. This avoids contaminating the air in the vicinity of the hood, and soiling of the area around the hood. The ejection is so effective that you can install a fresh air inlet in the immediate vicinity of the hood, without any special precautions.

NOTE! When fans are not running there is always a risk for drifting snow and damp to penetrate into ducts. At some occasions also condensation can cause trouble.

The hood is made of galvanised sheet steel, and can also be supplied in other materials such as stainless steel sheet 1.4301, stainless acid-resistant steel sheet 1.4404, aluzinc AZ185 and painted in various colours, to special order. It has a net over the opening and an internal rain funnel to collect rainwater and snow, which is drained out of the hood through a hose. The hose can withstand temperatures of between -45 and +65 °C.

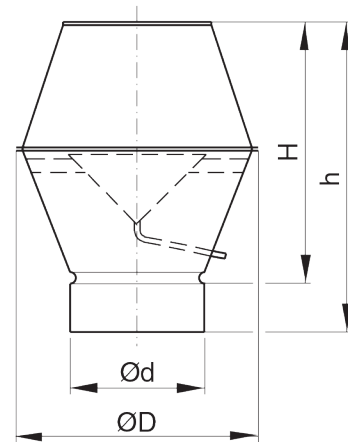
The hood has a female connection, which fits outside a ventilation duct.

As special delivery the hood can be supplied with three anchoring wire-loops. It is standard on Ø400.

## Ordering example

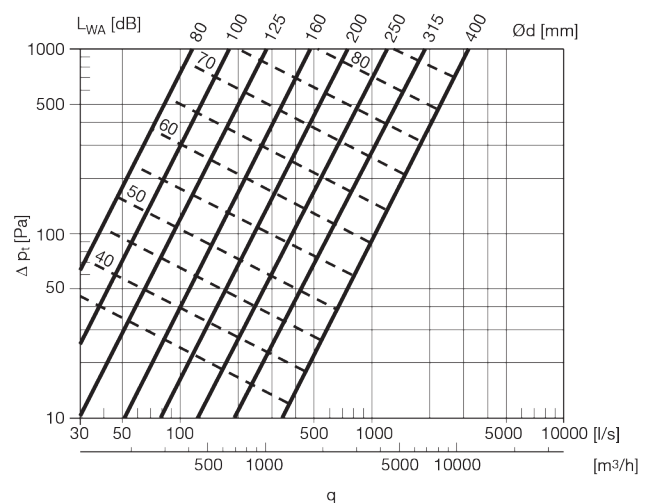
Product HN  
 Dimension Ød 315

## Dimensions





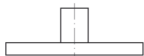












Ød nom	ØD [mm]	H [mm]	h [mm]	m [kg]	Roof through connection TGR	
					50 mm	100 mm
					Size	
80	130	160	310	0,66	3	3
100	180	220	360	0,96	3	3
125	225	240	380	1,26	3	4
160	280	340	475	1,95	3	4
200	345	420	555	2,92	3	4
250	430	505	640	4,31	4	5
315	550	620	755	6,75	5	6
400	685	846	981	9,57	5	6

## Technical data



# Roof hood

HN

<b>Roof hood</b>	<b>HN</b> 							
Roof transition connection piece, upper	<b>AGIS</b> 			<b>TGR-OA</b> 				
Roof transition	SR	SRI	SRIP			<b>VHING / VHINP</b> 	Roof weather protection, outer	
				<b>GISOL / GISOLP</b> 	<b>TGR</b> 	<b>UG</b> 	Roof weather protection, inner	
							<b>MG / MGL</b> 	Vapour membrane
							<b>SBG1</b> 	Roof transition fastener
Roof transition connection piece, lower				<b>TGR-NA</b> 				
Ducting	<b>SR</b> 		<b>LKR</b> 					

This diagram shows principally all possible combinations of how the products can be joined together. Normally only one alternative is chosen and sometimes some options are omitted.

For some combinations the needed size of a product isn't presented in the catalogue. In these cases the size needed most often can be produced and delivered to order.