


Polypipe Ventilation Specification

for Domus Green Line High Efficiency 90° Bends



The colour of the internal vanes as shown in the image is illustrative (manufactured in white).

Contents	Page
Scope of Works	3
Manufacturer	3
Product Range	3
Material	3
Size	3
Accessories	3

Appendix A – Range Details	4
Appendix B – Resistance Performance	4
Appendix C – Illustrative Air Flow Performance	5

Scope of Works

Mechanical Extract Ventilation & Mechanical Ventilation with Heat Recovery Applications

A (Domus Green Line) high efficiency 90° duct bend shall be installed to significantly reduce duct bend resistance at air flows above 20l/s, when connected to a centralised mechanical extract ventilation system (cMEV) or mechanical ventilation with heat recovery system (MVHR) - in accordance with the system installation guidelines of the Domestic Ventilation Compliance Guide 2010 edition.

The size of the duct bend shall match the size of the appliance duct connection and the installation space available shall determine the profile.

A 204x60mm high efficiency 90° duct bend resistance shall not exceed 10Pa at 60l/s.

A 220x90mm high efficiency 90° duct bend resistance shall not exceed 5Pa at 90l/s.

The high efficiency 90° duct bend shall be labelled to clearly identify the correct direction of the air flow for installation purposes.

Manufacturer

Polypipe Ventilation

Product Range

Domus

Materials

Moulded Polystyrene (White)

Size

204x60mm high efficiency 90° duct bend
220x90mm high efficiency 90° duct bend

Accessories

Fitting instruction label

Appendix A Range Details

Description: Domus Green Line 204x60mm high efficiency 90° duct bend

Code: 550-GL

Web link: <http://www.polypipe.com/ventilation/products/domus-rigid-duct-systems/204-x-60mm-/duct>

Description: Domus Green Line 220x90mm high efficiency 90° duct bend

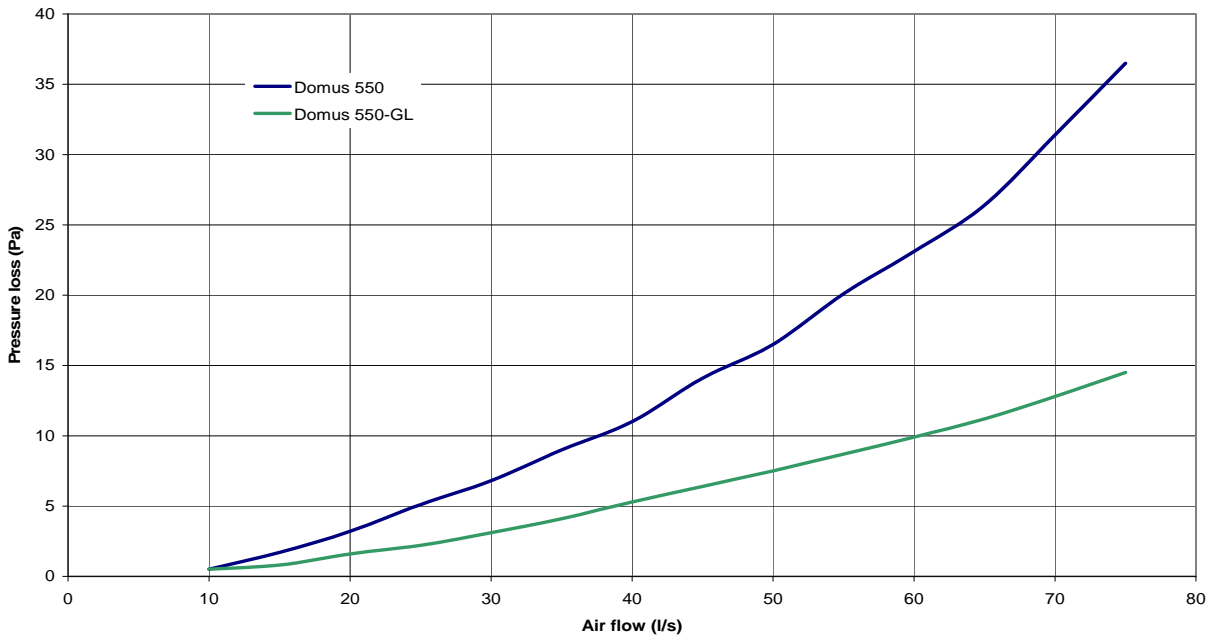
Code: 950-GL

Web link: <http://www.polypipe.com/ventilation/products/domus-rigid-duct-systems/220-x-90mm/duct>

Appendix B Resistance Performance

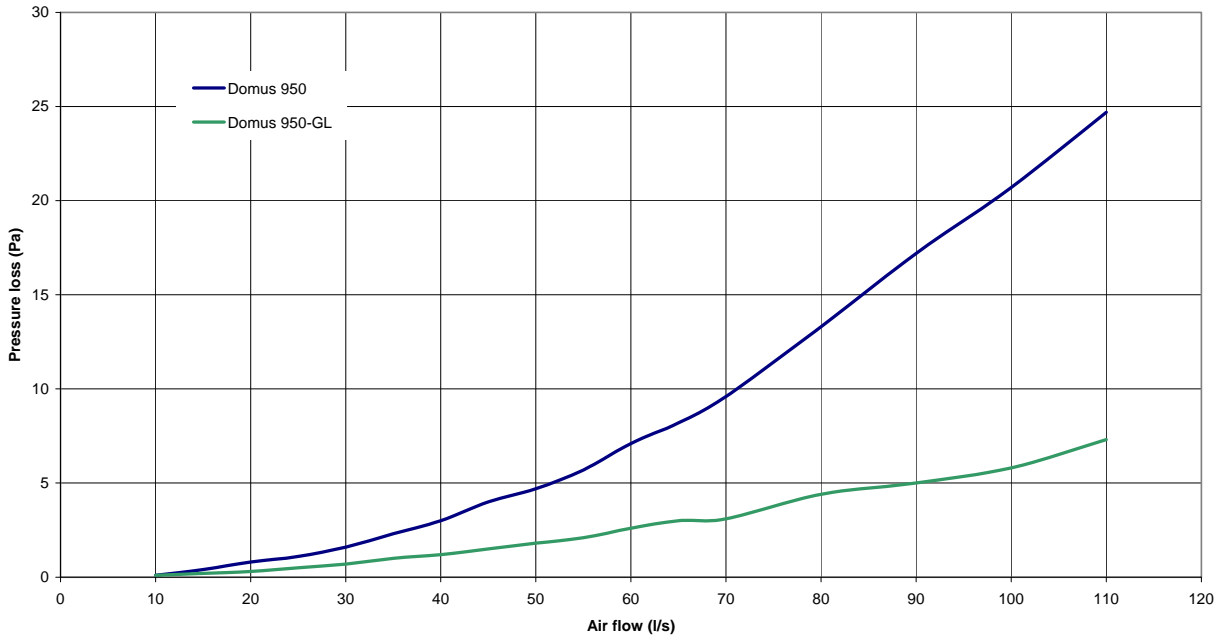
550-GL

Pressure Loss Comparison



950-GL

Pressure Loss Comparison



Appendix C Illustrative Air Flow Performance

