

# MANROSE<sup>®</sup>

Manufacturers of ventilation Fans and Equipment

## Continuum Centrifugal Fan Issue 1



# Continuum Centrifugal Fan

CONTINUUM



The Continuum fan is designed to provide silent, continuous ventilation to any W.C., bathroom, utility room or kitchen. It can be mounted on walls or ceilings, requires low maintenance, includes a long life, low energy motor and is designed for automatic, trouble free operation.

Provides an alternative to higher priced filterless fans, without compromising on function or performance.

- One fan for all rooms - W.C., Bathroom or Kitchen - mains and SELV versions available
- Low energy motor - saving running costs with only 1.5 Watts at trickle speed
- Easy clean and filterless - reducing maintenance
- It is designed for surface or flush mounting due to the unique cassette design of the motor and impeller assembly. The rear spigot can be mounted in 2 positions allowing for rear exit or connecting to a vertical ducted system
- 98mm spigot for speedy installation on any 100mm ducting – Rigid or flexible duct can be used
- Integrated humidity sensor providing automatic operation when needed
- Designed to run continuously with a boost function to comply with Part F



# Technical Details

**Cat. No.**                      **Product type**

**CRCHTP - Mains voltage fan**      The fan runs continuously on a trickle speed. An optional single boost speed (two speeds available, lower or higher boost dependant on requirement) can be selected at installation.

**CRCHTPLV - SELV fan**                      The integral pullcord switches the fan on and off to the selected boost speed.

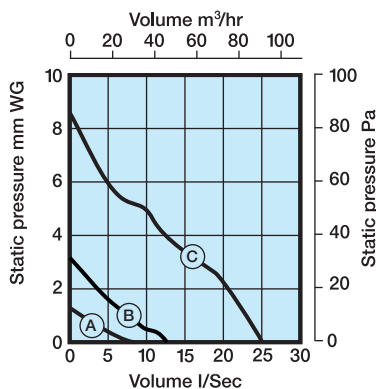
An integral, adjustable humidity sensor will also boost the fan to the selected speed. An integrated overrun timer activates when the humidity drops to the pre-set level.

An integrated switch live also enables remote switching to boost. When the remote switch is deactivated the fan will also overrun for the period set at installation.

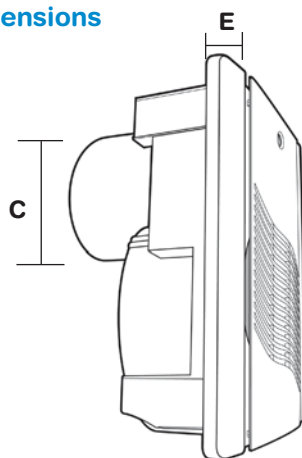
The LED will come ON when either the switched live, pull cord or humidity sensor is activated.

## Performance Graph

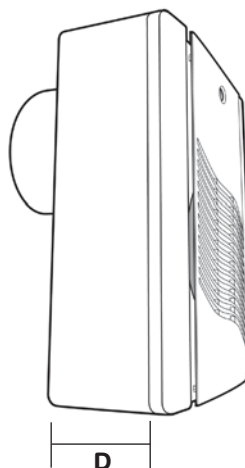
- (A) Trickle, 8 litres per second
- (B) Lower Boost Speed, 13 litres per second
- (C) Higher Boost Speed, 25 litres per second



## Dimensions



**Flush Fitting**



**Surface Mount**

## Packaging

Continuum in outers of 10 measuring 753mm x 283mm x 390mm – weight 12kgs

## Installation

Designed to be mounted on walls or ceilings and discharged through a 100mm (4") standard rigid or flexible duct, also suitable for use with flat duct channel systems. Comprehensive wiring and installation instructions are included with each fan.

## Electrical

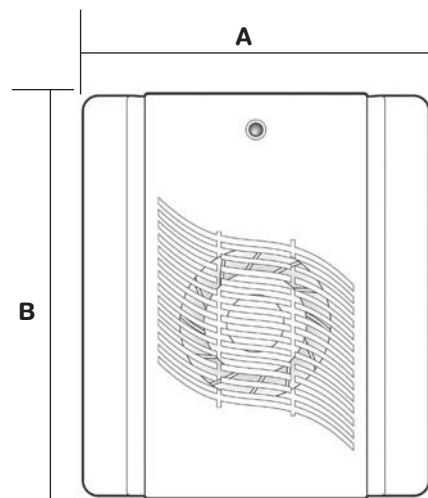
220-240 V/AC. 50Hz single phase powering a DC motor consuming 1.5W on trickle, 2.5W on low boost and 8W on high boost. These fans are double insulated and do not require an earth. All wiring must comply with current IEE regulations. A double pole isolating switch, having a contact separation of at least 3mm in all poles, must be used with a 3amp fuse fitted. The fan should not be accessible to a person using either the shower or bath and mounted to a minimum of 1.8 metres from the floor.

## Additional Data

Maximum pressure: Sound volume: 36.0 dB(A) Maximum operating temperature: 40°C

## Dimensions (mm)

PRODUCT	A	B	C	D	E
Continuum	210	265	100	90	17



# MANROSE®

Manrose Manufacturing Limited  
1 Albion Close, Slough,  
Berkshire SL2 5DT

Telephone: 01753 691399

Facsimile: 01753 692294

Email: [sales@manrose.com](mailto:sales@manrose.com)

[www.manrose.co.uk](http://www.manrose.co.uk)

Free Fax Order Line: 0800 387646

For further information on any product,  
please telephone our Technical Department  
Telephone: 01753 876908



ISO 9001 accredited

